



Republic of the Philippines  
**DEPARTMENT OF ENERGY**  
**(Kagawaran ng Enerhiya)**

**SECRETARY AMENAH F. PANGANDAMAN**  
 Department of Budget and Management  
 Boncodin Hall, General Solano St., San Miguel, Manila

Attention: **Acting Director Gemma G. Ilagan**  
 Budget & Management Bureau E

Subject: Submission of Statement of Appropriations, Allotments,  
 Obligations, Disbursements and Balances (SAAODB)

Dear **Secretary Pangandaman**:


In accordance with Joint Circular No. 2019-01 of the Department of Budget and Management and the Commission on Audit dated January 01, 2019, we are respectfully submitting the following reports for the quarter ending September 30, 2023, for Funds 101 and 151:

- a.) Statement of Appropriations, Allotments, Obligations, Disbursements and Balances, FAR No. 1
- b.) Statement of Appropriations, Allotments, Obligations, Disbursements and Balances by Object of Expenditures, FAR No. 1-A
- c.) List of Allotments and Sub-Allotments, FAR No. 1-B
- d.) Quarterly Physical Report of Operation, Bar No. 1

With this submission, we hope that we have complied with your requirements.

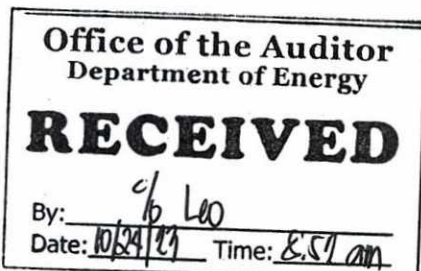

Very truly yours,

**SHARON S. GARIN**  
 Undersecretary



JAYSON L. CRUZ  
 Dept. of Budget & Management

Cc: Senate of the Philippines – LBRMO  
 House of Representatives – Committee on Appropriations  
 Commission on Audit  
 AO No. 25 Secretariat



STATEMENT OF APPROPRIATIONS, ALLOTMENTS, OBLIGATIONS, DISBURSEMENTS AND BALANCES

As at the Quarter Ending September 30, 2023

Department : Department of Energy (DOE)  
 Agency/Entity : Office of the Secretary  
 Operating Unit : < not applicable >  
 Organization Code (UACS) : 09 001 0000000  
 Fund Cluster : 01 - Regular Agency Fund

X	Current Year Appropriations
	Supplemental Appropriations
	Continuing Appropriations

(e.g. UACS Fund Cluster: 01-Regular Agency Fund, 02-Foreign Assisted Projects Fund, 03-Special Account-Locally Funded/Domestic Grants Fund, and 04-Special Account-Foreign Assisted/Foreign Grants Fund)

Particulars	UACS CODE	Appropriations					Allotments		Current Year Obligations							Current Year Disbursements					Balances			
		Authorized Appropriations	Adjustments (Transfer To/From, Modifications/Augmentations)	Adjusted Appropriations	Allotments Received	Adjustments (Reductions, Modifications/Augmentations)	Transfer To	Transfer From	Adjusted Allotments	1st Quarter Ending March 31	2nd Quarter Ending June 30	3rd Quarter Ending September 30	4th Quarter Ending December 31	Total	1st Quarter Ending March 31	2nd Quarter Ending June 30	3rd Quarter Ending September 30	4th Quarter Ending December 31	Total	Unreleased Appropriations	Unobligated Allotments	Unpaid Obligations (15-20)+(23+24)		
		3	4	5=(3+4)	6	7	8	9	10=(8+(7)-9)	11	12	13	14	15=(11+12+13+14)	16	17	18	19	20=(16+17+18+19)	21	22	23	24	
Agency Specific Budget		1,320,735,000.00	0.00	1,320,735,000.00	1,320,735,000.00	0.00	0.00	0.00	1,320,735,000.00	219,919,646.49	424,396,560.71	270,606,637.69	0.00	914,922,844.89	142,875,414.87	346,191,125.74	268,241,077.66	0.00	757,307,618.27	0.00	405,810,155.12	70,966,763.39	86,651,463.22	
General Administration and Support	1000000000000000	468,707,000.00	0.00	468,707,000.00	468,707,000.00	0.00	0.00	0.00	468,707,000.00	62,500,144.53	197,349,394.86	78,054,419.33	0.00	337,903,958.72	35,192,789.72	124,885,774.97	97,327,641.45	0.00	257,406,206.14	0.00	130,803,041.28	44,265,513.09	36,232,239.49	
General Management and Supervision	100000100001000	463,854,000.00	0.00	463,854,000.00	463,854,000.00	0.00	0.00	0.00	463,854,000.00	62,500,144.53	194,658,092.05	78,054,419.33	0.00	335,212,655.91	35,192,789.72	122,194,472.16	97,327,641.45	0.00	254,714,903.33	0.00	128,841,344.09	44,265,513.09	36,232,239.49	
PS		205,975,000.00	0.00	205,975,000.00	205,975,000.00	0.00	0.00	0.00	205,975,000.00	25,902,282.26	54,078,428.94	45,924,434.99	0.00	125,905,146.19	17,039,734.53	62,238,174.09	45,891,205.88	0.00	125,169,114.50	0.00	80,069,853.81	736,031.69	0.00	
MOOE		257,879,000.00	0.00	257,879,000.00	257,879,000.00	0.00	0.00	0.00	257,879,000.00	36,597,862.27	140,579,663.11	32,129,984.34	0.00	209,307,509.72	18,153,055.19	59,956,298.07	51,436,435.57	0.00	129,545,768.83	0.00	48,571,490.28	43,529,481.40	36,232,239.49	
Administration of Personnel Benefits	100000100002000	4,853,000.00	0.00	4,853,000.00	4,853,000.00	0.00	0.00	0.00	4,853,000.00	0.00	2,691,302.81	0.00	0.00	2,691,302.81	0.00	2,691,302.81	0.00	0.00	0.00	2,691,302.81	0.00	2,161,697.19	0.00	0.00
PS		4,853,000.00	0.00	4,853,000.00	4,853,000.00	0.00	0.00	0.00	4,853,000.00	0.00	2,691,302.81	0.00	0.00	2,691,302.81	0.00	2,691,302.81	0.00	0.00	0.00	2,691,302.81	0.00	2,161,697.19	0.00	0.00
Sub-Total, General Administration and Support		468,707,000.00	0.00	468,707,000.00	468,707,000.00	0.00	0.00	0.00	468,707,000.00	62,500,144.53	197,349,394.86	78,054,419.33	0.00	337,903,958.72	35,192,789.72	124,885,774.97	97,327,641.45	0.00	257,406,206.14	0.00	130,803,041.28	44,265,513.09	36,232,239.49	
PS		210,828,000.00	0.00	210,828,000.00	210,828,000.00	0.00	0.00	0.00	210,828,000.00	25,902,282.26	56,769,731.75	45,924,434.99	0.00	128,596,449.00	17,039,734.53	64,929,476.90	45,891,205.88	0.00	127,860,417.31	0.00	82,231,551.00	736,031.69	0.00	
MOOE		257,879,000.00	0.00	257,879,000.00	257,879,000.00	0.00	0.00	0.00	257,879,000.00	36,597,862.27	140,579,663.11	32,129,984.34	0.00	209,307,509.72	18,153,055.19	59,956,298.07	51,436,435.57	0.00	129,545,768.83	0.00	48,571,490.28	43,529,481.40	36,232,239.49	
FinEx (if Applicable)		0.00	0.00	0.00	0.00	0.00	0.00	0.00	0.00	0.00	0.00	0.00	0.00	0.00	0.00	0.00	0.00	0.00	0.00	0.00	0.00	0.00	0.00	
CO		0.00	0.00	0.00	0.00	0.00	0.00	0.00	0.00	0.00	0.00	0.00	0.00	0.00	0.00	0.00	0.00	0.00	0.00	0.00	0.00	0.00	0.00	
Support to Operations	2000000000000000	319,129,000.00	0.00	319,129,000.00	319,129,000.00	0.00	0.00	0.00	319,129,000.00	51,483,071.96	96,582,044.61	61,055,675.14	0.00	209,130,791.71	30,269,536.88	97,884,794.96	56,305,183.05	0.00	184,459,514.89	0.00	109,998,208.29	9,583,255.49	15,088,021.33	
Provision of legal advice, legal counselling and legal support to service contract negotiations and hearings; serves as the official legislative liaison to the Congress of the Philippines	200000100001000	34,320,000.00	0.00	34,320,000.00	34,320,000.00	0.00	0.00	0.00	34,320,000.00	7,732,665.80	9,042,192.07	8,636,048.93	0.00	25,410,906.80	4,911,543.52	11,558,049.03	7,686,541.33	0.00	24,156,133.88	0.00	8,909,093.20	639,377.92	615,395.00	
PS		30,375,000.00	0.00	30,375,000.00	30,375,000.00	0.00	0.00	0.00	30,375,000.00	6,893,583.35	8,435,500.02	6,476,500.02	0.00	21,805,583.39	4,372,416.67	10,786,665.70	6,476,500.02	0.00	21,805,583.39	0.00	8,769,416.61	0.00	0.00	
MOOE		3,945,000.00	0.00	3,945,000.00	3,945,000.00	0.00	0.00	0.00	3,945,000.00	1,039,082.45	606,692.05	2,159,548.91	0.00	3,805,323.41	539,126.85	801,382.33	1,210,041.31	0.00	2,550,550.49	0.00	139,676.59	639,377.92	615,395.00	
Formulation of policies, plans and programs relative to information and communications technology, geoinformatics and data information management. Ensures effective deployment, utilization and maintenance of ICT	200000100002000	122,326,000.00	0.00	122,326,000.00	122,326,000.00	0.00	0.00	0.00	122,326,000.00	14,759,107.66	42,589,564.92	10,503,887.25	0.00	67,852,559.83	4,769,422.04	42,761,692.58	14,941,161.21	0.00	62,472,275.83	0.00	54,473,440.17	2,224,711.25	3,155,572.75	
PS		29,812,000.00	0.00	29,812,000.00	29,812,000.00	0.00	0.00	0.00	29,812,000.00	6,579,000.03	8,252,250.04	6,371,125.04	0.00	21,202,375.11	4,278,500.01	10,552,750.06	6,371,125.04	0.00	21,202,375.11	0.00	8,609,624.69	0.00	0.00	
MOOE		92,514,000.00	0.00	92,514,000.00	92,514,000.00	0.00	0.00	0.00	92,514,000.00	8,180,107.63	34,337,314.88	4,132,762.21	0.00	46,650,184.72	490,922.03	32,208,942.52	8,570,036.17	0.00	41,269,900.72	0.00	45,863,815.28	2,224,711.25	3,155,572.75	
Provision and conduct of laboratory services in support of exploration and development of indigenous energy resources, as well as, to promote energy efficiency through research and calibration testing	200000100003000	46,815,000.00	0.00	46,815,000.00	46,815,000.00	0.00	0.00	0.00	46,815,000.00	7,903,080.78	13,437,989.84	11,825,743.69	0.00	33,166,814.11	5,054,659.95	11,996,618.83	9,719,585.26	0.00	26,770,864.04	0.00	13,648,185.89	1,479,543.04	4,916,407.03	
PS		32,615,000.00	0.00	32,615,000.00	32,615,000.00	0.00	0.00	0.00	32,615,000.00	7,220,666.69	9,002,000.03	6,889,500.03	0.00	23,112,166.75	4,848,833.34	11,573,833.38	6,889,500.03	0.00	23,112,166.75	0.00	9,502,833.25	0.00	0.00	
MOOE		14,200,000.00	0.00	14,200,000.00	14,200,000.00	0.00	0.00	0.00	14,200,000.00	682,414.09	4,435,989.81	4,936,243.66	0.00	10,054,647.36	405,826.61	422,785.45	2,830,085.23	0.00	3,658,697.29	0.00	4,145,352.64	1,479,543.04	4,916,407.03	

Department : Department of Energy (DOE)  
 Agency/Entity : Office of the Secretary  
 Operating Unit : < not applicable >  
 Organization Code (UACS) : 09 001 0000000  
 Fund Cluster : 01 - Regular Agency Fund

X	Current Year Appropriations
	Supplemental Appropriations
	Continuing Appropriations

(e.g. UACS Fund Cluster: 01-Regular Agency Fund, 02-Foreign Assisted Projects Fund, 03-Special Account-Locally Funded/Domestic Grants Fund, and 04-Special Account-Foreign Assisted/Foreign Grants Fund)

Particulars	UACS CODE	Appropriations					Allotments		Current Year Obligations						Current Year Disbursements					Balances			
		Authorized Appropriations	Adjustments (Transfer To/From, Modifications/ Augmentations)	Adjusted Appropriations	Allotments Received	Adjustments (Reductions, Modifications/ Augmentations)	Transfer To	Transfer From	Adjusted Allotments	1st Quarter Ending March 31	2nd Quarter Ending June 30	3rd Quarter Ending September 30	4th Quarter Ending December 31	Total	1st Quarter Ending March 31	2nd Quarter Ending June 30	3rd Quarter Ending September 30	4th Quarter Ending December 31	Total	Unreleased Appropriations	Unobligated Allotments	Unpaid Obligations (15-20)=(23+24)	
		3	4	5=(3+4)	6	7	8	9	10=(8+9-7)	11	12	13	14	15=(11+12+13+14)	16	17	18	19	20=(16+17+18+19)	21	22	Due and Demandable	Not Yet Due and Demandable
Extension and enhancement of energy resource exploration, development and utilization, and energy industry management and control activities in the areas of Luzon, Visayas and Mindanao	20000010000400	115,668,000.00	0.00	115,668,000.00	115,668,000.00	0.00	0.00	0.00	115,668,000.00	21,088,217.72	31,512,297.98	30,999,995.27	0.00	82,700,510.97	15,533,911.37	31,568,434.52	23,957,895.25	0.00	71,060,241.14	0.00	32,967,489.03	5,239,623.28	6,400,646.55
PS		61,534,000.00	0.00	61,534,000.00	61,534,000.00	0.00	0.00	0.00	61,534,000.00	13,575,249.99	17,022,999.99	13,028,499.99	0.00	43,626,749.97	9,803,618.46	20,794,631.52	13,028,499.99	0.00	43,626,749.97	0.00	17,907,250.03	0.00	0.00
MOOE		54,134,000.00	0.00	54,134,000.00	54,134,000.00	0.00	0.00	0.00	54,134,000.00	7,512,967.73	14,489,297.99	17,071,495.28	0.00	39,073,761.00	5,730,292.91	10,773,803.00	10,929,395.26	0.00	27,433,491.17	0.00	15,090,239.00	5,239,623.28	6,400,646.55
Sub-Total, Support to Operations		319,129,000.00	0.00	319,129,000.00	319,129,000.00	0.00	0.00	0.00	319,129,000.00	51,483,071.96	96,582,044.61	61,065,675.14	0.00	209,130,791.71	30,269,536.88	97,884,794.96	56,305,183.05	0.00	184,459,514.69	0.00	109,998,208.29	9,583,255.49	15,088,021.33
PS		154,336,000.00	0.00	154,336,000.00	154,336,000.00	0.00	0.00	0.00	154,336,000.00	34,068,500.06	42,712,750.08	32,765,625.08	0.00	109,546,875.22	23,103,368.48	53,677,881.66	32,765,625.08	0.00	109,546,875.22	0.00	44,789,124.78	0.00	0.00
MOOE		164,793,000.00	0.00	164,793,000.00	164,793,000.00	0.00	0.00	0.00	164,793,000.00	17,414,571.90	53,869,294.53	28,300,050.06	0.00	99,583,916.49	7,166,168.40	44,206,913.30	23,539,557.97	0.00	74,912,638.67	0.00	65,209,083.51	9,583,255.49	15,088,021.33
FinEx (if Applicable)		0.00	0.00	0.00	0.00	0.00	0.00	0.00	0.00	0.00	0.00	0.00	0.00	0.00	0.00	0.00	0.00	0.00	0.00	0.00	0.00	0.00	0.00
CO		0.00	0.00	0.00	0.00	0.00	0.00	0.00	0.00	0.00	0.00	0.00	0.00	0.00	0.00	0.00	0.00	0.00	0.00	0.00	0.00	0.00	0.00
Operations	3000000000000000	532,899,000.00	0.00	532,899,000.00	532,899,000.00	0.00	0.00	0.00	532,899,000.00	105,936,430.00	130,465,121.24	131,488,543.21	0.00	367,890,094.45	77,413,088.27	123,420,555.81	114,608,253.16	0.00	315,441,897.24	0.00	165,008,905.55	17,116,994.81	35,331,202.40
OO : Required energy supply level attained		447,783,000.00	0.00	447,783,000.00	447,783,000.00	0.00	0.00	0.00	447,783,000.00	91,278,377.61	113,243,655.53	114,498,388.92	0.00	319,021,422.06	66,956,907.92	106,307,818.06	100,036,783.33	0.00	275,301,509.33	0.00	128,761,577.94	13,546,936.79	30,172,975.94
NATIONAL AND REGIONAL ENERGY PLANNING PROGRAM		74,537,000.00	0.00	74,537,000.00	74,537,000.00	0.00	0.00	0.00	74,537,000.00	18,336,624.04	20,378,014.48	13,566,090.36	0.00	52,280,728.88	10,624,115.66	21,505,271.65	15,321,500.96	0.00	47,450,888.47	0.00	22,256,271.12	2,094,320.43	2,735,519.98
Formulation, updating and monitoring of short, medium and long term national and regional energy policies, plans and programs	31010010000100	74,537,000.00	0.00	74,537,000.00	74,537,000.00	0.00	0.00	0.00	74,537,000.00	18,336,624.04	20,378,014.48	13,566,090.36	0.00	52,280,728.88	10,624,115.66	21,505,271.65	15,321,500.96	0.00	47,450,888.47	0.00	22,256,271.12	2,094,320.43	2,735,519.98
PS		37,684,000.00	0.00	37,684,000.00	37,684,000.00	0.00	0.00	0.00	37,684,000.00	8,293,833.33	10,485,500.00	8,038,500.00	0.00	26,817,833.33	7,844,833.32	10,934,500.01	8,038,500.00	0.00	26,817,833.33	0.00	10,866,166.67	0.00	0.00
MOOE		36,853,000.00	0.00	36,853,000.00	36,853,000.00	0.00	0.00	0.00	36,853,000.00	10,042,790.71	9,892,514.48	5,527,590.36	0.00	25,462,895.55	2,779,282.54	10,570,771.64	7,283,000.96	0.00	20,633,055.14	0.00	11,390,104.45	2,094,320.43	2,735,519.98
CONVENTIONAL ENERGY DEVELOPMENT PROGRAM		55,016,000.00	0.00	55,016,000.00	55,016,000.00	0.00	0.00	0.00	55,016,000.00	10,106,537.85	15,130,877.56	11,018,916.40	0.00	36,256,331.81	8,636,286.26	12,246,687.02	12,031,049.74	0.00	32,914,023.02	0.00	18,759,668.19	1,369,431.07	1,972,877.72
Promotion of exploration, development and production of conventional energy resources	31020010000100	20,378,000.00	0.00	20,378,000.00	20,378,000.00	0.00	0.00	0.00	20,378,000.00	3,931,823.65	5,337,499.98	3,884,499.98	0.00	12,953,823.61	3,599,167.32	5,056,156.31	3,869,156.95	0.00	12,564,480.58	0.00	7,424,178.39	97,335.75	292,007.28
PS		17,130,000.00	0.00	17,130,000.00	17,130,000.00	0.00	0.00	0.00	17,130,000.00	3,754,916.65	4,763,499.98	3,624,499.98	0.00	12,142,916.61	3,561,333.32	4,957,083.31	3,624,499.98	0.00	12,142,916.61	0.00	4,987,083.39	0.00	0.00
MOOE		3,248,000.00	0.00	3,248,000.00	3,248,000.00	0.00	0.00	0.00	3,248,000.00	176,907.00	574,000.00	60,000.00	0.00	810,907.00	37,834.00	139,073.00	244,656.97	0.00	421,969.97	0.00	2,437,093.00	97,335.75	292,007.28
Supervision and regulation of exploration, development and production of conventional energy resources and technologies	31020010000200	34,638,000.00	0.00	34,638,000.00	34,638,000.00	0.00	0.00	0.00	34,638,000.00	6,174,714.20	9,793,377.58	7,334,416.42	0.00	23,302,508.20	5,037,118.94	7,150,530.71	8,161,892.79	0.00	20,349,542.44	0.00	11,335,491.80	1,272,095.32	1,680,870.44
PS		17,767,000.00	0.00	17,767,000.00	17,767,000.00	0.00	0.00	0.00	17,767,000.00	3,935,250.00	4,918,250.00	3,788,250.00	0.00	12,641,750.00	3,896,750.00	5,152,250.00	3,788,250.00	0.00	12,637,250.00	0.00	5,125,250.00	4,900.00	0.00
MOOE		16,871,000.00	0.00	16,871,000.00	16,871,000.00	0.00	0.00	0.00	16,871,000.00	2,238,464.20	4,875,127.58	3,546,166.42	0.00	10,660,758.20	1,340,368.94	1,998,280.71	4,373,642.79	0.00	7,712,292.44	0.00	6,210,241.80	1,267,595.32	1,680,870.44
RENEWABLE ENERGY DEVELOPMENT PROGRAM		129,747,000.00	0.00	129,747,000.00	129,747,000.00	0.00	0.00	0.00	129,747,000.00	30,012,957.92	30,054,091.79	34,055,160.55	0.00	94,122,210.26	23,049,015.26	30,512,547.87	37,124,340.04	0.00	90,685,903.17	0.00	35,624,789.74	3,012,292.47	424,014.62
Promotion of renewable energy (RE) resources	31030010000100	20,817,000.00	0.00	20,817,000.00	20,817,000.00	0.00	0.00	0.00	20,817,000.00	4,771,825.64	4,908,928.38	5,453,895.69	0.00	15,134,649.71	4,212,625.44	4,821,738.58	5,468,584.43	0.00	14,502,948.45	0.00	5,682,350.29	545,193.95	86,507.31
PS		13,905,000.00	0.00	13,905,000.00	13,905,000.00	0.00	0.00	0.00	13,905,000.00	3,068,416.65	3,845,999.98	2,932,999.98	0.00	9,847,416.61	2,879,833.32	4,034,583.31	2,932,999.98	0.00	9,847,416.61	0.00	4,057,583.39	0.00	0.00
MOOE		6,912,000.00	0.00	6,912,000.00	6,912,000.00	0.00	0.00	0.00	6,912,000.00	1,703,408.99	1,062,928.40	2,520,895.71	0.00	5,287,233.10	1,332,792.12	787,155.27	2,535,584.45	0.00	4,655,531.84	0.00	1,624,766.90	545,193.95	86,507.31
Supervision and regulation of exploration, development and utilization of RE resources and technologies	31030010000200	108,930,000.00	0.00	108,930,000.00	108,930,000.00	0.00	0.00	0.00	108,930,000.00	25,241,132.28	25,145,163.41	28,601,264.86	0.00	78,987,560.55	18,836,389.82	25,690,809.29	31,655,755.61	0.00	76,182,954.72	0.00	29,942,439.45	2,467,088.52	337,507.31
PS		70,622,000.00	0.00	70,622,000.00	70,622,000.00	0.00	0.00	0.00	70,622,000.00	15,582,333.34	18,522,500.01	14,982,993.95	0.00	50,087,827.30	14,892,333.33	20,412,500.02	14,982,993.95	0.00	50,087,827.30	0.00	20,534,172.70	0.00	0.00
MOOE		38,308,000.00	0.00	38,308,000.00	38,308,000.00	0.00	0.00	0.00	38,308,000.00	9,658,798.94	5,622,663.40	13,618,270.91	0.00	28,899,733.25	4,144,056.49	5,278,309.27	16,672,761.66	0.00	26,065,127.42	0.00	9,408,266.75	2,467,088.52	337,507.31
DOWNSTREAM ENERGY DEVELOPMENT PROGRAM		101,199,000.00	0.00	101,199,000.00	101,199,000.00	0.00	0.00	0.00	101,199,000.00	17,394,739.74	27,205,875.10	36,803,305.14	0.00	81,403,919.98	14,118,448.61	22,283,618.23	18,451,272.88	0.00	54,853,339.72	0.00	19,795,080.02	1,769,023.96	24,781,556.30

Department : Department of Energy (DOE)  
 Agency/Entity : Office of the Secretary  
 Operating Unit : < not applicable >  
 Organization Code (UACS) : 09 001 0000000  
 Fund Cluster : 01 - Regular Agency Fund

X	Current Year Appropriations
	Supplemental Appropriations
	Continuing Appropriations

(e.g. UACS Fund Cluster: 01-Regular Agency Fund, 02-Foreign Assisted Projects Fund, 03-Special Account-Locally Funded/Domestic Grants Fund, and 04-Special Account-Foreign Assisted/Foreign Grants Fund)

Particulars	UACS CODE	Appropriations			Allotments						Current Year Obligations					Current Year Disbursements					Balances			
		Authorized Appropriations	Adjustments (Transfer To/From, Modifications/ Augmentations)	Adjusted Appropriations	Allotments Received	Adjustments (Reductions, Modifications/ Augmentations)	Transfer To	Transfer From	Adjusted Allotments	1st Quarter Ending March 31	2nd Quarter Ending June 30	3rd Quarter Ending September 30	4th Quarter Ending December 31	Total	1st Quarter Ending March 31	2nd Quarter Ending June 30	3rd Quarter Ending September 30	4th Quarter Ending December 31	Total	Unreleased Appropriations	Unobligated Allotments	Unpaid Obligations (15-20)=(23+24)		
		3	4	5=(3+4)	6	7	8	9	10=(8+7)-9	11	12	13	14	15=(11+12+13+14)	16	17	18	19	20=(16+17+18+19)	21	22	Due and Demandable	Not Yet Due and Demandable	
Promotion of plans and programs to ensure sustainable supply for the downstream oil and natural gas industries	310400100001000	11,677,000.00	0.00	11,677,000.00	11,677,000.00	0.00	0.00	0.00	11,677,000.00	2,757,583.84	3,197,487.54	2,247,073.84	0.00	8,202,145.22	2,427,132.85	3,267,924.38	2,349,065.99	0.00	8,044,123.22	0.00	3,474,854.78	87,921.00	70,101.00	
PS		9,642,000.00	0.00	9,642,000.00	9,642,000.00	0.00	0.00	0.00	9,642,000.00	2,120,416.66	2,638,749.99	2,022,249.99	0.00	6,801,416.64	2,014,916.67	2,764,249.98	2,022,249.99	0.00	6,801,416.64	0.00	2,840,583.38	0.00	0.00	
MOOE		2,035,000.00	0.00	2,035,000.00	2,035,000.00	0.00	0.00	0.00	2,035,000.00	637,167.18	538,737.55	224,823.85	0.00	1,400,728.58	412,216.18	503,674.40	326,816.00	0.00	1,242,706.58	0.00	634,271.42	87,921.00	70,101.00	
Supervision and regulation of the downstream oil and natural gas industries	310400100002000	89,522,000.00	0.00	89,522,000.00	89,522,000.00	0.00	0.00	0.00	89,522,000.00	14,637,155.90	24,008,387.56	34,556,231.30	0.00	73,201,774.76	11,691,315.76	19,015,693.85	16,102,208.89	0.00	46,809,216.50	0.00	16,320,225.24	1,681,102.96	24,711,455.30	
PS		53,079,000.00	0.00	53,079,000.00	53,079,000.00	0.00	0.00	0.00	53,079,000.00	11,724,083.34	14,641,000.01	11,276,742.09	0.00	37,641,825.43	11,044,833.33	15,320,250.02	11,276,742.08	0.00	37,641,825.43	0.00	15,437,174.57	0.00	0.00	
MOOE		36,443,000.00	0.00	36,443,000.00	36,443,000.00	0.00	0.00	0.00	36,443,000.00	2,913,072.56	9,367,387.55	23,279,489.22	0.00	35,559,949.33	646,482.43	3,685,443.83	4,825,464.81	0.00	9,167,291.07	0.00	893,050.67	1,681,102.96	24,711,455.30	
ELECTRIC POWER INDUSTRY DEVELOPMENT PROGRAM		87,284,000.00	0.00	87,284,000.00	87,284,000.00	0.00	0.00	0.00	87,284,000.00	15,428,518.06	20,474,796.60	19,054,916.47	0.00	54,958,231.13	12,529,041.93	19,759,693.31	17,108,619.71	0.00	49,397,354.95	0.00	32,325,768.87	5,301,668.86	259,007.32	
Management of the restructured electric power industry	310500100001000	87,284,000.00	0.00	87,284,000.00	87,284,000.00	0.00	0.00	0.00	87,284,000.00	15,428,518.06	20,474,796.60	19,054,916.47	0.00	54,958,231.13	12,529,041.93	19,759,693.31	17,108,619.71	0.00	49,397,354.95	0.00	32,325,768.87	5,301,668.86	259,007.32	
PS		53,976,000.00	0.00	53,976,000.00	53,976,000.00	0.00	0.00	0.00	53,976,000.00	11,917,166.67	14,947,250.01	11,626,063.07	0.00	38,490,479.75	11,219,249.99	15,645,166.69	11,626,063.07	0.00	38,490,479.75	0.00	15,485,520.25	0.00	0.00	
MOOE		33,308,000.00	0.00	33,308,000.00	33,308,000.00	0.00	0.00	0.00	33,308,000.00	3,511,351.39	5,527,546.59	7,428,853.40	0.00	16,467,751.38	1,309,791.94	4,114,526.62	5,482,556.64	0.00	10,956,875.20	0.00	16,840,248.62	5,301,668.86	259,007.32	
DOE's sustainable consumption of energy promoted and achieved		85,116,000.00	0.00	85,116,000.00	85,116,000.00	0.00	0.00	0.00	85,116,000.00	14,657,052.39	17,221,465.71	16,990,154.29	0.00	48,868,672.39	8,456,180.35	17,112,737.73	14,571,469.83	0.00	40,140,397.91	0.00	36,247,327.61	3,570,058.02	5,158,226.46	
ENERGY EFFICIENCY AND CONSERVATION PROGRAM		71,264,000.00	0.00	71,264,000.00	71,264,000.00	0.00	0.00	0.00	71,264,000.00	12,375,681.52	14,730,030.22	14,182,859.56	0.00	41,288,571.30	7,017,647.22	14,282,145.07	12,786,275.17	0.00	34,088,067.46	0.00	29,875,428.70	2,875,344.70	4,325,159.14	
Supervision, development and implementation of energy efficiency and conservation programs (EECP) and projects	320100100001000	37,965,000.00	0.00	37,965,000.00	37,965,000.00	0.00	0.00	0.00	37,965,000.00	8,479,558.93	11,410,589.29	6,553,862.47	0.00	26,444,010.69	4,951,304.95	10,059,714.24	9,727,437.42	0.00	24,738,456.61	0.00	11,520,989.31	133,846.76	1,571,607.32	
PS		22,196,000.00	0.00	22,196,000.00	22,196,000.00	0.00	0.00	0.00	22,196,000.00	4,894,666.66	6,164,249.99	4,804,249.99	0.00	15,863,166.64	4,628,416.67	6,430,499.98	4,804,249.99	0.00	15,863,166.64	0.00	6,332,833.36	0.00	0.00	
MOOE		15,769,000.00	0.00	15,769,000.00	15,769,000.00	0.00	0.00	0.00	15,769,000.00	3,584,892.27	5,246,339.30	1,749,612.48	0.00	10,600,844.05	322,888.28	3,629,214.26	4,923,187.43	0.00	8,975,289.97	0.00	5,168,155.85	133,846.76	1,571,607.32	
Promotion of EECP activities and projects	320100100002000	15,210,000.00	0.00	15,210,000.00	15,210,000.00	0.00	0.00	0.00	15,210,000.00	2,286,062.05	2,382,354.48	6,612,022.73	0.00	11,290,439.26	1,274,801.73	2,557,824.38	2,031,014.74	0.00	5,863,840.85	0.00	3,919,560.74	2,673,246.59	2,753,551.82	
PS		4,726,000.00	0.00	4,726,000.00	4,726,000.00	0.00	0.00	0.00	4,726,000.00	1,038,593.32	1,311,749.98	1,007,749.98	0.00	3,358,083.28	981,250.00	1,369,083.30	1,007,749.98	0.00	3,358,083.28	0.00	1,367,916.72	0.00	0.00	
MOOE		10,484,000.00	0.00	10,484,000.00	10,484,000.00	0.00	0.00	0.00	10,484,000.00	1,247,478.73	1,080,604.50	5,604,272.75	0.00	7,932,355.98	293,551.73	1,188,741.08	1,023,264.76	0.00	2,505,857.07	0.00	2,551,644.02	2,673,246.59	2,753,551.82	
Conduct of energy audit services	320100100003000	18,089,000.00	0.00	18,089,000.00	18,089,000.00	0.00	0.00	0.00	18,089,000.00	1,610,060.54	927,086.45	1,016,974.36	0.00	3,554,121.35	791,540.54	1,664,606.45	1,028,823.01	0.00	3,485,970.00	0.00	14,634,878.65	88,151.35	0.00	
PS		2,934,000.00	0.00	2,934,000.00	2,934,000.00	0.00	0.00	0.00	2,934,000.00	651,750.01	807,000.01	623,000.01	0.00	2,081,750.03	605,500.01	853,250.01	623,000.01	0.00	2,081,750.03	0.00	852,249.97	0.00	0.00	
MOOE		15,155,000.00	0.00	15,155,000.00	15,155,000.00	0.00	0.00	0.00	15,155,000.00	958,310.53	120,086.44	393,974.35	0.00	1,472,371.32	186,040.53	811,356.44	408,823.00	0.00	1,404,219.97	0.00	13,882,628.68	88,151.35	0.00	
ALTERNATIVE FUELS AND TECHNOLOGIES PROGRAM		13,852,000.00	0.00	13,852,000.00	13,852,000.00	0.00	0.00	0.00	13,852,000.00	2,281,370.87	2,481,435.49	2,807,294.73	0.00	7,580,101.09	1,438,533.13	2,830,592.66	1,783,194.66	0.00	6,052,320.45	0.00	6,271,898.91	694,713.32	833,067.32	
Promotion of research, development, demonstration and utilization of alternative fuels and technologies	320200100001000	13,852,000.00	0.00	13,852,000.00	13,852,000.00	0.00	0.00	0.00	13,852,000.00	2,281,370.87	2,481,435.49	2,807,294.73	0.00	7,580,101.09	1,438,533.13	2,830,592.66	1,783,194.66	0.00	6,052,320.45	0.00	6,271,898.91	694,713.32	833,067.32	
PS		5,440,000.00	0.00	5,440,000.00	5,440,000.00	0.00	0.00	0.00	5,440,000.00	1,195,166.65	1,510,249.98	1,167,249.98	0.00	3,872,666.61	1,136,916.66	1,568,499.97	1,167,249.98	0.00	3,872,666.61	0.00	1,567,333.39	0.00	0.00	
MOOE		8,412,000.00	0.00	8,412,000.00	8,412,000.00	0.00	0.00	0.00	8,412,000.00	1,086,204.22	981,185.51	1,640,044.75	0.00	3,707,434.48	301,616.47	1,262,092.69	615,944.68	0.00	2,179,653.84	0.00	4,704,565.52	694,713.32	833,067.32	
Sub-Total, Operations		532,899,000.00	0.00	532,899,000.00	532,899,000.00	0.00	0.00	0.00	532,899,000.00	105,936,430.00	130,465,121.24	131,488,543.21	0.00	367,890,094.45	77,413,088.27	123,420,555.81	114,608,253.16	0.00	315,441,897.24	0.00	165,008,905.55	17,118,994.81	35,331,202.40	
PS		309,101,000.00	0.00	309,101,000.00	309,101,000.00	0.00	0.00	0.00	309,101,000.00	68,176,583.28	85,575,989.94	65,894,549.01	0.00	219,647,132.23	64,306,166.82	89,441,916.60	65,894,549.01	0.00	219,647,132.23	0.00	89,437,667.77	0.00	4,500.00	
MOOE		223,798,000.00	0.00	223,798,000.00	223,798,000.00	0.00	0.00	0.00	223,798,000.00	37,759,846.72	44,889,121.30	65,593,994.20	0.00	148,242,962.22	13,106,921.55	33,978,639.21	48,713,704.15	0.00	95,799,265.01	0.00	75,555,037.78	17,112,494.81	35,331,202.40	
FinEx (if Applicable)		0.00	0.00	0.00	0.00	0.00	0.00	0.00	0.00	0.00	0.00	0.00	0.00	0.00	0.00	0.00	0.00	0.00	0.00	0.00	0.00	0.00	0.00	
CO		0.00	0.00	0.00	0.00	0.00	0.00	0.00	0.00	0.00	0.00	0.00	0.00	0.00	0.00	0.00	0.00	0.00	0.00	0.00	0.00	0.00	0.00	

Department : Department of Energy (DOE)  
 Agency/Entity : Office of the Secretary  
 Operating Unit : < not applicable >  
 Organization Code (UACS) : 09 001 0000000  
 Fund Cluster : 01 - Regular Agency Fund

X	Current Year Appropriations
	Supplemental Appropriations
	Continuing Appropriations

(e.g. UACS Fund Cluster: 01-Regular Agency Fund, 02-Foreign Assisted Projects Fund, 03-Special Account-Locally Funded/Domestic Grants Fund, and 04-Special Account-Foreign Assisted/Foreign Grants Fund)

Particulars	UACS CODE	Appropriations		Allotments						Current Year Obligations					Current Year Disbursements					Balances			
		Authorized Appropriations	Adjusted Appropriations	Allotments Received	Adjustments (Reductions/ Modifications/ Augmentations)	Transfer To	Transfer From	Adjusted Allotments	1st Quarter Ending March 31	2nd Quarter Ending June 30	3rd Quarter Ending September 30	4th Quarter Ending December 31	Total	1st Quarter Ending March 31	2nd Quarter Ending June 30	3rd Quarter Ending September 30	4th Quarter Ending December 31	Total	Unreleased Appropriations	Unobligated Allotments	Unpaid Obligations (15-20)-(23+24)		
		4	5=(3+4)	6	7	8	9	10=[(6)+(7)-(8)+(9)]	11	12	13	14	15=(11+12+13+14)	16	17	18	19	20=(16+17+18+19)	21	22	23	24	
Sub-Total, I. Agency Specific Budget		1,320,735,000.00	0.00	1,320,735,000.00	0.00	0.00	0.00	1,320,735,000.00	219,919,646.49	424,396,660.71	270,608,637.68	0.00	914,924,944.88	142,875,414.87	346,191,126.74	268,241,077.66	0.00	757,307,619.27	0.00	405,810,165.12	70,965,763.39	86,651,463.22	
PS		674,265,000.00	0.00	674,265,000.00	0.00	0.00	0.00	674,265,000.00	128,147,365.60	185,058,481.77	144,584,609.08	0.00	457,790,456.45	104,449,269.63	208,049,275.16	144,551,379.97	0.00	457,049,924.76	0.00	216,474,543.55	740,531.69	0.00	
MOOE		646,470,000.00	0.00	646,470,000.00	0.00	0.00	0.00	646,470,000.00	91,772,280.89	239,338,078.94	126,024,028.60	0.00	457,134,388.43	38,426,145.24	138,141,850.58	123,689,697.69	0.00	300,257,693.51	0.00	189,335,611.57	70,225,231.70	86,651,463.22	
FinEx (if Applicable)		0.00	0.00	0.00	0.00	0.00	0.00	0.00	0.00	0.00	0.00	0.00	0.00	0.00	0.00	0.00	0.00	0.00	0.00	0.00	0.00	0.00	
CO		0.00	0.00	0.00	0.00	0.00	0.00	0.00	0.00	0.00	0.00	0.00	0.00	0.00	0.00	0.00	0.00	0.00	0.00	0.00	0.00	0.00	
II. Automatic Appropriations		60,737,000.00	0.00	60,737,000.00	0.00	0.00	0.00	60,737,000.00	8,822,141.35	13,429,624.86	15,980,221.40	0.00	38,231,987.61	0.00	22,251,766.21	15,980,221.40	0.00	38,231,987.61	0.00	22,505,012.39	0.00	0.00	
Specific Budgets of National Government Agencies		60,737,000.00	0.00	60,737,000.00	0.00	0.00	0.00	60,737,000.00	8,822,141.35	13,429,624.86	15,980,221.40	0.00	38,231,987.61	0.00	22,251,766.21	15,980,221.40	0.00	38,231,987.61	0.00	22,505,012.39	0.00	0.00	
Retirement and Life Insurance Premiums		60,737,000.00	0.00	60,737,000.00	0.00	0.00	0.00	60,737,000.00	8,822,141.35	13,429,624.86	15,980,221.40	0.00	38,231,987.61	0.00	22,251,766.21	15,980,221.40	0.00	38,231,987.61	0.00	22,505,012.39	0.00	0.00	
PS		60,737,000.00	0.00	60,737,000.00	0.00	0.00	0.00	60,737,000.00	8,822,141.35	13,429,624.86	15,980,221.40	0.00	38,231,987.61	0.00	22,251,766.21	15,980,221.40	0.00	38,231,987.61	0.00	22,505,012.39	0.00	0.00	
Sub-total II. Automatic Appropriations		60,737,000.00	0.00	60,737,000.00	0.00	0.00	0.00	60,737,000.00	8,822,141.35	13,429,624.86	15,980,221.40	0.00	38,231,987.61	0.00	22,251,766.21	15,980,221.40	0.00	38,231,987.61	0.00	22,505,012.39	0.00	0.00	
PS		60,737,000.00	0.00	60,737,000.00	0.00	0.00	0.00	60,737,000.00	8,822,141.35	13,429,624.86	15,980,221.40	0.00	38,231,987.61	0.00	22,251,766.21	15,980,221.40	0.00	38,231,987.61	0.00	22,505,012.39	0.00	0.00	
MOOE		0.00	0.00	0.00	0.00	0.00	0.00	0.00	0.00	0.00	0.00	0.00	0.00	0.00	0.00	0.00	0.00	0.00	0.00	0.00	0.00	0.00	
FinEx		0.00	0.00	0.00	0.00	0.00	0.00	0.00	0.00	0.00	0.00	0.00	0.00	0.00	0.00	0.00	0.00	0.00	0.00	0.00	0.00	0.00	
CO		0.00	0.00	0.00	0.00	0.00	0.00	0.00	0.00	0.00	0.00	0.00	0.00	0.00	0.00	0.00	0.00	0.00	0.00	0.00	0.00	0.00	
III. Special Purpose Fund		0.00	37,047,143.00	37,047,143.00	0.00	0.00	0.00	37,047,143.00	3,380,118.88	26,870,309.76	6,602,859.81	0.00	36,853,288.45	2,798,697.59	26,399,249.14	6,719,325.10	0.00	35,917,271.83	0.00	193,854.55	936,016.62	0.00	
Miscellaneous Personnel Benefits Fund		0.00	21,744,016.00	21,744,016.00	0.00	0.00	0.00	21,744,016.00	0.00	21,152,127.67	398,037.68	0.00	21,550,165.35	0.00	20,099,645.76	514,502.97	0.00	20,614,148.73	0.00	193,850.65	936,016.62	0.00	
PS		0.00	21,744,016.00	21,744,016.00	0.00	0.00	0.00	21,744,016.00	0.00	21,152,127.67	398,037.68	0.00	21,550,165.35	0.00	20,099,645.76	514,502.97	0.00	20,614,148.73	0.00	193,850.65	936,016.62	0.00	
Pension and Gratuity Fund		0.00	15,303,127.00	15,303,127.00	0.00	0.00	0.00	15,303,127.00	3,380,118.88	5,718,182.09	6,204,822.13	0.00	15,303,123.10	2,798,697.59	6,299,603.38	6,204,822.13	0.00	15,303,123.10	0.00	3.90	0.00	0.00	
PS		0.00	15,303,127.00	15,303,127.00	0.00	0.00	0.00	15,303,127.00	3,380,118.88	5,718,182.09	6,204,822.13	0.00	15,303,123.10	2,798,697.59	6,299,603.38	6,204,822.13	0.00	15,303,123.10	0.00	3.90	0.00	0.00	
Sub-Total III. Special Purpose Fund		0.00	37,047,143.00	37,047,143.00	0.00	0.00	0.00	37,047,143.00	3,380,118.88	26,870,309.76	6,602,859.81	0.00	36,853,288.45	2,798,697.59	26,399,249.14	6,719,325.10	0.00	35,917,271.83	0.00	193,854.55	936,016.62	0.00	
PS		0.00	37,047,143.00	37,047,143.00	0.00	0.00	0.00	37,047,143.00	3,380,118.88	26,870,309.76	6,602,859.81	0.00	36,853,288.45	2,798,697.59	26,399,249.14	6,719,325.10	0.00	35,917,271.83	0.00	193,854.55	936,016.62	0.00	
MOOE		0.00	0.00	0.00	0.00	0.00	0.00	0.00	0.00	0.00	0.00	0.00	0.00	0.00	0.00	0.00	0.00	0.00	0.00	0.00	0.00	0.00	
FinEx		0.00	0.00	0.00	0.00	0.00	0.00	0.00	0.00	0.00	0.00	0.00	0.00	0.00	0.00	0.00	0.00	0.00	0.00	0.00	0.00	0.00	
CO		0.00	0.00	0.00	0.00	0.00	0.00	0.00	0.00	0.00	0.00	0.00	0.00	0.00	0.00	0.00	0.00	0.00	0.00	0.00	0.00	0.00	
IV. Reversion of the Unobligated Allotments charged against P.A. Nos. 11455 and 11454		0.00	0.00	0.00	0.00	0.00	0.00	0.00	0.00	0.00	0.00	0.00	0.00	0.00	0.00	0.00	0.00	0.00	0.00	0.00	0.00	0.00	
GRAND TOTAL		1,381,472,000.00	37,047,143.00	1,418,519,143.00	1,381,472,000.00	0.00	0.00	1,418,519,143.00	232,121,906.72	464,695,495.33	293,191,718.89	0.00	990,010,120.94	145,674,112.46	394,842,141.09	290,940,624.16	0.00	831,456,877.71	0.00	428,509,022.06	71,901,780.01	86,651,463.22	
PS		735,002,000.00	37,047,143.00	772,049,143.00	735,002,000.00	0.00	0.00	772,049,143.00	140,349,625.63	225,358,416.39	167,167,690.23	0.00	532,875,732.51	107,247,967.22	256,700,290.51	167,250,926.47	0.00	531,198,184.20	0.00	238,173,410.49	1,676,548.31	0.00	
MOOE		646,470,000.00	0.00	646,470,000.00	646,470,000.00	0.00	0.00	646,470,000.00	91,772,280.89	239,338,078.94	126,024,028.60	0.00	457,134,388.43	38,426,145.24	138,141,850.58	123,689,697.69	0.00	300,257,693.51	0.00	189,335,611.57	70,225,231.70	86,651,463.22	
Recapitulation by CO:																							
I. Agency Specific Budget		532,899,000.00	0.00	532,899,000.00	532,899,000.00	0.00	0.00	532,899,000.00	105,936,430.00	130,465,121.24	131,488,543.21	0.00	367,890,094.45	77,413,089.27	123,420,555.81	114,608,253.16	0.00	315,441,897.24	0.00	165,009,905.55	17,116,994.81	35,331,202.40	
ENERGY EFFICIENCY AND CONSERVATION PROGRAM		71,264,000.00	0.00	71,264,000.00	71,264,000.00	0.00	0.00	71,264,000.00	12,375,681.52	14,730,030.22	14,162,659.56	0.00	41,268,571.30	7,017,847.22	14,282,145.07	12,788,275.17	0.00	34,068,067.46	0.00	29,975,428.70	2,875,344.70	4,325,159.14	
DOWNSTREAM ENERGY DEVELOPMENT PROGRAM		101,199,000.00	0.00	101,199,000.00	101,199,000.00	0.00	0.00	101,199,000.00	17,394,739.74	27,205,875.10	36,803,305.14	0.00	81,403,919.98	14,118,448.61	22,283,618.23	18,451,272.88	0.00	54,853,339.72	0.00	19,755,080.02	1,789,023.96	24,781,556.30	
CONVENTIONAL ENERGY DEVELOPMENT PROGRAM		55,016,000.00	0.00	55,016,000.00	55,016,000.00	0.00	0.00	55,016,000.00	10,106,537.85	15,130,877.56	11,018,916.40	0.00	36,256,331.81	8,636,286.26	12,246,687.02	12,031,049.74	0.00	32,914,023.02	0.00	18,759,666.19	1,369,431.07	1,972,877.72	
ALTERNATIVE FUELS AND TECHNOLOGIES PROGRAM		13,852,000.00	0.00	13,852,000.00	13,852,000.00	0.00	0.00	13,852,000.00	2,281,570.87	2,491,435.49	2,807,294.73	0.00	7,580,101.09	1,438,533.13	2,300,592.66	1,783,194.66	0.00	6,052,320.45	0.00	6,271,898.91	694,713.32	833,067.32	

This report was generated using the Unified Reporting System on October 12, 2023 2:51 PM; Status : SUBMITTED

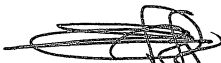
Department : Department of Energy (DOE)  
 Agency/Entity : Office of the Secretary  
 Operating Unit : < not applicable >  
 Organization Code (UACS) : 09 001 0000000  
 Fund Cluster : 01 - Regular Agency Fund

X	Current Year Appropriations
	Supplemental Appropriations
	Continuing Appropriations


(e.g. UACS Fund Cluster: 01-Regular Agency Fund, 02-Foreign Assisted Projects Fund, 03-Special Account-Locally Funded/Domestic Grants Fund, and 04-Special Account-Foreign Assisted/Foreign Grants Fund)

Particulars	UACS CODE	Appropriations		Allotments		Current Year Obligations					Current Year Disbursements					Balances						
		Authorized Appropriations	Adjusted Appropriations	Allotments Received	Adjustments (Reductions, Modifications/ Augmentations)	Transfer To	Transfer From	Adjusted Allotments	1st Quarter Ending March 31	2nd Quarter Ending June 30	3rd Quarter Ending September 30	4th Quarter Ending December 31	Total	1st Quarter Ending March 31	2nd Quarter Ending June 30	3rd Quarter Ending September 30	4th Quarter Ending December 31	Total	Unreleased Appropriations	Unobligated Allotments	Unpaid Obligations (15-20)=(23+24)	
		4	5=(3+4)	6	7	8	9	10=(6+7)-(8+9)	11	12	13	14	15=(11+12+13+14)	16	17	18	19	20=(16+17+18+19)	21	22	23	24
ELECTRIC POWER INDUSTRY DEVELOPMENT PROGRAM		87,284,000.00	0.00	87,284,000.00	87,284,000.00	0.00	0.00	87,284,000.00	15,428,518.05	20,474,796.60	19,054,916.47	0.00	54,958,231.13	12,529,041.93	19,759,693.31	17,108,619.71	0.00	49,397,354.95	0.00	32,325,768.87	5,301,888.86	259,007.32
RENEWABLE ENERGY DEVELOPMENT PROGRAM		129,747,000.00	0.00	129,747,000.00	129,747,000.00	0.00	0.00	129,747,000.00	30,012,957.92	30,054,091.79	34,055,160.55	0.00	94,122,210.26	23,049,015.28	30,512,547.87	37,124,340.04	0.00	90,685,903.17	0.00	35,624,789.74	3,012,292.47	424,014.62
NATIONAL AND REGIONAL ENERGY PLANNING PROGRAM		74,537,000.00	0.00	74,537,000.00	74,537,000.00	0.00	0.00	74,537,000.00	18,336,624.04	20,378,014.48	13,566,090.36	0.00	52,280,728.88	10,624,115.86	21,505,271.65	15,321,500.96	0.00	47,450,888.47	0.00	22,256,271.12	2,094,320.43	2,735,519.98


Certified Correct:

  
 RYAN S. DOMASIC  
 OIC-CHIEF, BUDGET DIVISION  
 Date: October 12, 2023 02:33 PM


Certified Correct:

  
 HELEN C. ROLDAN  
 OIC-CHIEF, ACCOUNTING DIVISION  
 Date: October 12, 2023 02:33 PM

Recommending Approval By:

  
 AGUSTUS CESAR A. NAVARRO  
 DIRECTOR, FINANCIAL SERVICES  
 Date: October 12, 2023 02:33 PM

Approved By:

  
 SHARON S. GARIN  
 UNDERSECRETARY  
 Date: October 12, 2023 02:33 PM